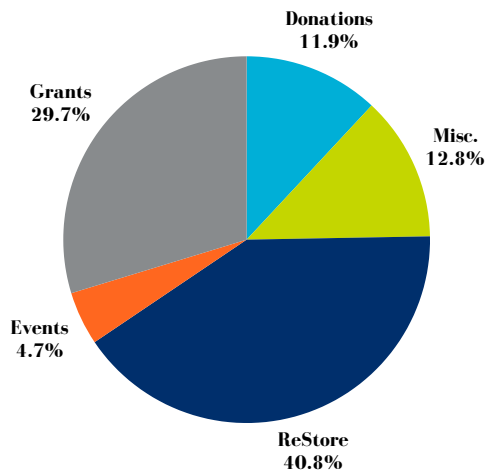


# 2022 Financials

## Income:

Donations	\$48,431
Grants	\$120,572
ReStore	\$165,726
Events	\$19,176
Misc.	\$51,842

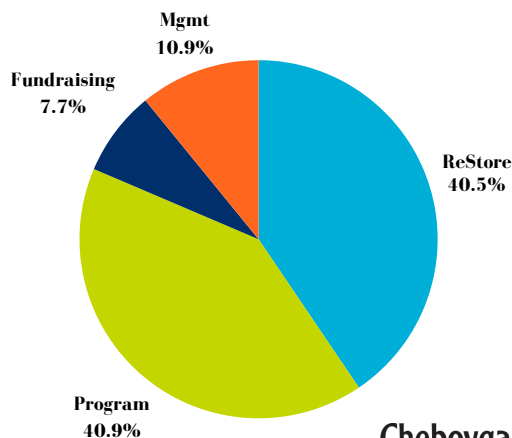
Total Income: \$405,747



## Expenses:

Program	\$176,205
ReStore	\$174,722
Management	\$46,932
Fundraising	\$33,166

Total Expenses: \$431,025

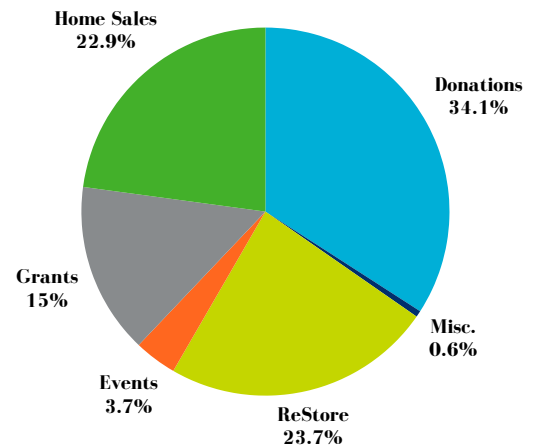


# 2023 Financials

## Income:

Donations	\$242,236
Grants	\$106,885
ReStore	\$168,235
Events	\$26,572
Home Sales	\$162,349
Misc.	\$3,933

Total Income: \$710,210



## Expenses:

Program	\$357,476
ReStore	\$208,231
Management	\$88,600
Fundraising	\$46,180
Endowment Fund	\$100,000

Total Expenses: \$800,487

